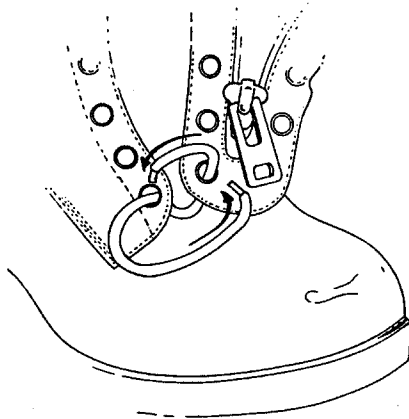


LACING / ZIPPING INSTRUCTIONS

LOOSE FIT

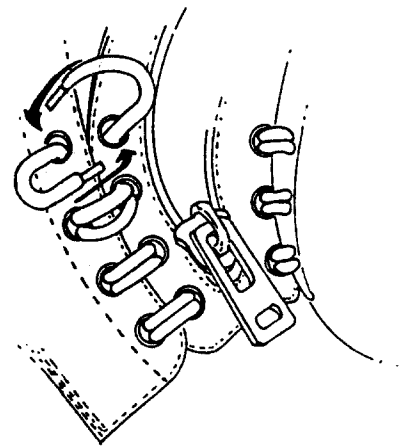
Step 1

Unzip the zipper. Line up the zipper eyelets parallel to the boot eyelets. Coming from underneath, thread one lace-end up through first boot eyelet and other end up through first zipper eyelet. Thread lace-ends down through opposite eyelets (Diagram 1). **LACE BOTH SIDES OF THE ZIPPER AT THE SAME TIME.**



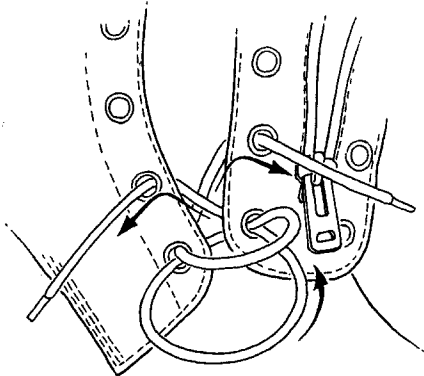
Step 3

Continue lacing according to Step 2 until top set of eyelets is reached (Diagram 3).



Step 2

Take the lace-end from under the boot eyelet and cross over and bring it up through the second zipper eyelet. Take the lace-end from under zipper eyelet and cross over and bring it up through second boot eyelet (Diagram 2). Then thread lace-ends down through the opposite eyelets.



Step 4

Tie the laces off and tuck along the folds of the boot tongue to secure. Lacing can be adjusted to ensure proper fit (Diagram 4). *Do not pull zipper straight up, as this will cause it to lock. Pull zipper smoothly along the contour of the boot.*



AN ISO 9001 CERTIFIED
SHOE COMPANY

Thorogood® is a registered trademark of the Weinbrenner Shoe Company, Inc. 2002

108 S. Polk Street • Merrill, WI 54452 • 715-536-5521

TOLL FREE PHONE: 1-800-826-0002 • FAX: 1-800-569-6817 • Visit our web site at: www.weinbrennerusa.com