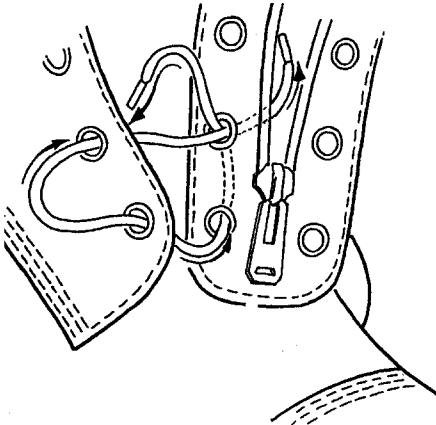


LACING / ZIPPING INSTRUCTIONS

TIGHT FIT

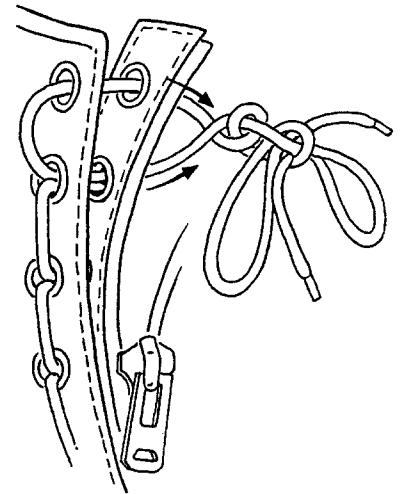
Step 1

Unzip the zipper. Line up the zipper eyelets under the boot eyelets. Thread lace up through both eyelets keeping lace lengths even. (Diagram 1).



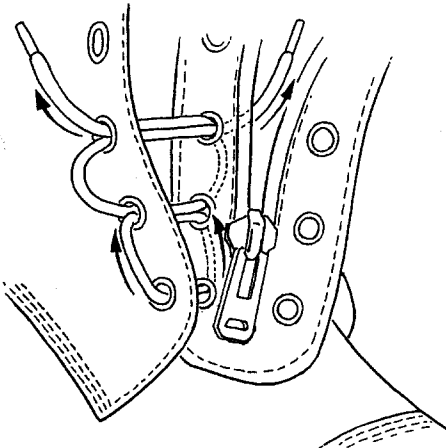
Step 3

Continue to thread lace-ends in opposite directions through the aligned eyelets. When top eyelets are reached, thread outside lace in through both (Diagram 3).



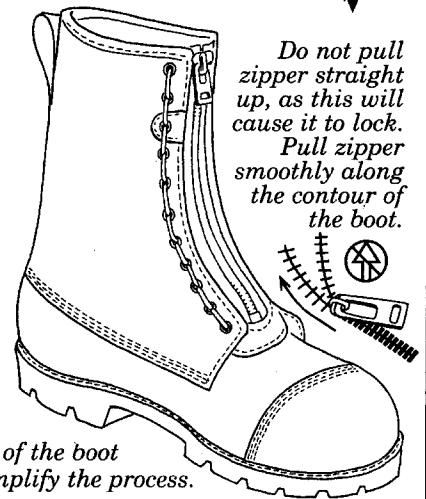
Step 2

Thread the lace-ends in opposite directions through the second set of eyelets. Take up the slack and tighten the lace (Diagram 2).



Step 4

Tie the laces off and tuck along the folds of the boot tongue to secure. Repeat Steps 1 & 2 for the other side of boot. Lacing can be adjusted to ensure proper fit (Diagram 4).



Lacing both sides of the boot at the same time may simplify the process.



AN ISO 9001 CERTIFIED
SHOE COMPANY

Thorogood® is a registered trademark of the Weinbrenner Shoe Company, Inc. 2002

108 S. Polk Street • Merrill, WI 54452 • 715-536-5521

TOLL FREE PHONE: 1-800-826-0002 • FAX: 1-800-569-6817 • Visit our web site at: www.weinbrennerusa.com